

THERMAL ANALYSIS OF COMPLEX FLUORIDES

P. Bukovec, N. Bukovec and A. Demšar

DEPARTMENT OF CHEMISTRY, UNIVERSITY LJUBLJANA, 61000 LJUBLJANA,
YUGOSLAVIA

A number of fluorometallates has been investigated by thermal analysis to establish the decomposition stoichiometry and to determine the conditions where stable intermediate phases can be isolated. The decomposition reactions of fluorovanadates depend on the atmosphere. For ammonium hexafluorometallates and potassium pentafluoroaquametallates the decomposition temperatures or enthalpies can be correlated to crystal field stabilization energies.

Thermal analysis has found very wide application in coordination chemistry. A number of neutral complexes have been investigated to get a correlation between the thermal stability of the solid compounds and their formation constants in the solution [1]. On the other hand the anionic complexes such as oxalates have been studied as precursor compounds in the preparation of simple and complex oxides [1]. We are interested in the synthesis of fluorides and fluorometallates so we studied a number of decomposition reactions, which could give us stable intermediate phases as well as final metal fluorides. We also tried to find some correlations between the decomposition reactions and the structural characteristics of the fluoro complexes.


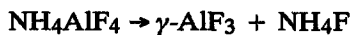
Taking a group of $(\text{NH}_4)_3\text{MF}_6$ compounds with $M = \text{Al, Ga, In, Sc, Ti, V, Cr, Mn, Fe}$ a stepwise decomposition could be expected giving intermediate phases according to the following reaction:



However, only for Mn the intermediate $(\text{NH}_4)_2\text{MnF}_5$ has been isolated [2].

Mostly investigated ammonium fluorometallate is $(\text{NH}_4)_3\text{AlF}_6$ (Fig. 1) with the decomposition scheme [3, 4]:





NH_4AlF_4 can be isolated isothermally at temperatures between 170 and 220°. It seems to be a multistage decomposition of NH_4AlF_4 with the intermediate compositions of $\text{AlF}_3 \cdot x\text{NH}_4\text{F}$ ($x = 0.1 - 0.2$) and $\text{AlF}_3 \cdot y\text{NH}_4\text{F}$

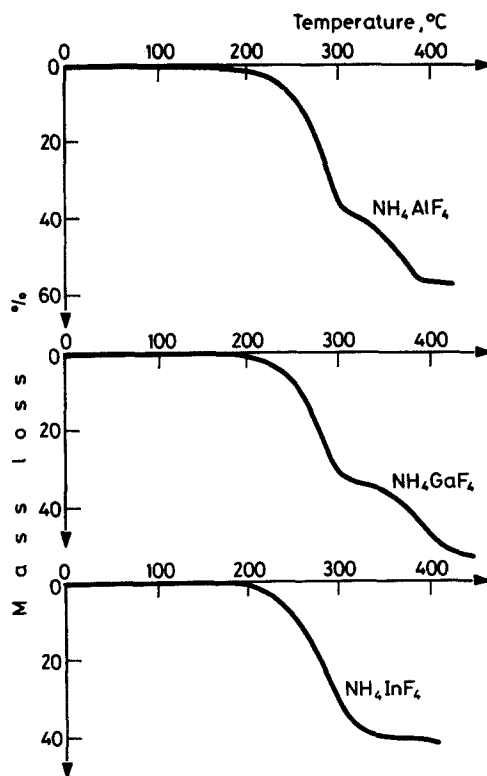
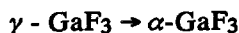


Fig. 1 TG curves of $(\text{NH}_4)_3\text{MF}_6$, $M = \text{Al, Ga, In}$ in argon

($y = 0.04-0.06$), which can be differentiated by X-ray powder diffraction [4].

$(\text{NH}_4)_3\text{GaF}_6$ behaves similarly to $(\text{NH}_4)_3\text{AlF}_6$ and decomposes according to the following scheme [3]:





The temperature of 170°, for isothermal isolation of NH₄GaF₄ is even lower as that one for NH₄AlF₄. Pure γ -GaF₃ can be prepared by isothermal weight loss already at 250°.

The third hexafluorometallate from this group is (NH₄)₃InF₆ which has somewhat different TG and DTA curves as the previous two compounds [3], the reactions however are the same:



(NH₄)₃InF₆ gives NH₄InF₄ at 170° at isothermal conditions. At 180° already, a stable phase with the composition InF₃·0.3NH₄F could be isolated, however with X-ray powder pattern of InF₃ and NH₄InF₄.

The first row transition elements show more diversity in the decomposition reactions of (NH₄)₃MF₆ compounds [5] (Fig. 2). The TG and DTA curves of (NH₄)₃ScF₆ look the same as those of (NH₄)₃InF₆ and give no information on the intermediate phases. In isothermal experiments NH₄ScF₄ could be isolated at 130° within a few weeks, at 150° already the reaction continues slowly giving ScF₃. The decomposition scheme is:



(NH₄)₃TiF₆ has two polymorphic transitions, the first at 35 and the second at 100°. The TG curve indicates two intermediate phases, however only NH₄TiF₄ could be isolated isothermally at 170°. The decomposition of NH₄TiF₄ is accompanied also by the sublimation of undecomposed substance. The reactions are:



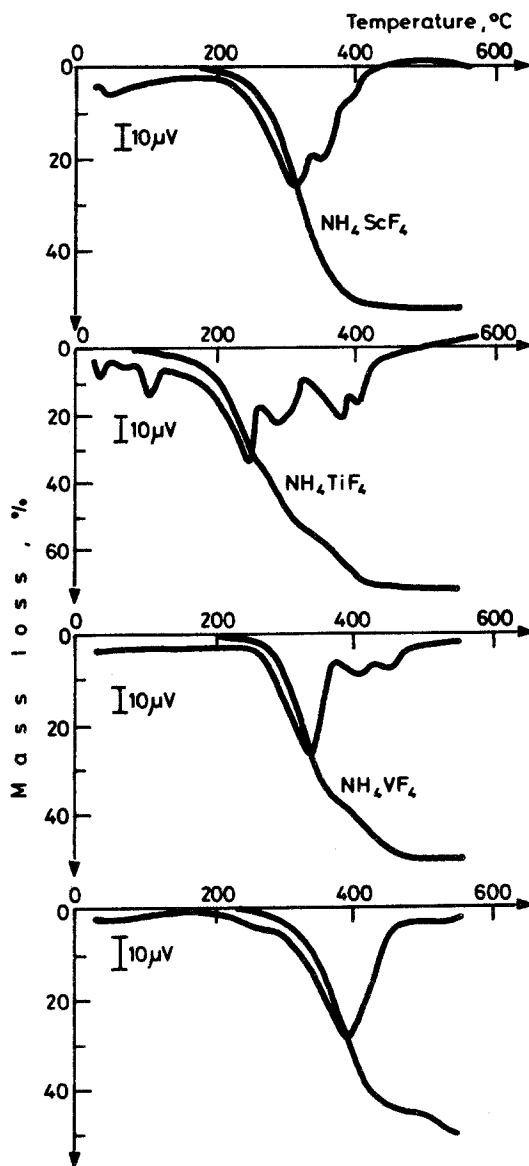


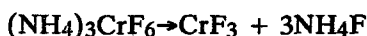
Fig. 2 TG and DTA curves of $(\text{NH}_4)_3\text{MF}_6$, $M = \text{Sc, Ti, V, Cr}$ in argon

According to the decomposition reactions $(\text{NH}_4)_3\text{VF}_6$ resembles to the previous compounds but from the dynamic measurements there is not much

similarity between the last three fluorometallates [5]. Isothermally again NH_4VF_4 could be isolated at 170° and the reaction is:



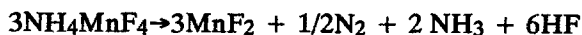
Thermal decomposition of $(\text{NH}_4)_3\text{CrF}_6$ begins at higher temperature as previous compounds and goes directly to CrF_3 without any intermediate phases, so the reaction is:



The next element, the manganese, is also an exception because all theoretically possible compounds $(\text{NH}_4)_3\text{MnF}_6$, $(\text{NH}_4)_2\text{MnF}_5$ and NH_4MnF_4 can be prepared from aqueous solution of the corresponding fluorides [6]. The TG curve of $(\text{NH}_4)_3\text{MnF}_6$ (Fig. 3) does not permit the establishment of the stoichiometry of the decomposition reactions [2]. The same can be said for $(\text{NH}_4)_2\text{MnF}_5$. For NH_4MnF_4 the departure of NH_4F is accompanied by the reduction of manganese giving MnF_2 at the end of the reaction. According to isothermal mass loss determination the reactions are:



The last reaction depends on the atmosphere used. In an inert and in an oxidative atmosphere respectively, the reactions are:



Additionally a polymorphic transition to a high temperature cubic form of $(\text{NH}_4)_3\text{MnF}_6$ has been detected at 92° .

Iron again behaves as the most elements with the following decomposition scheme [7]:



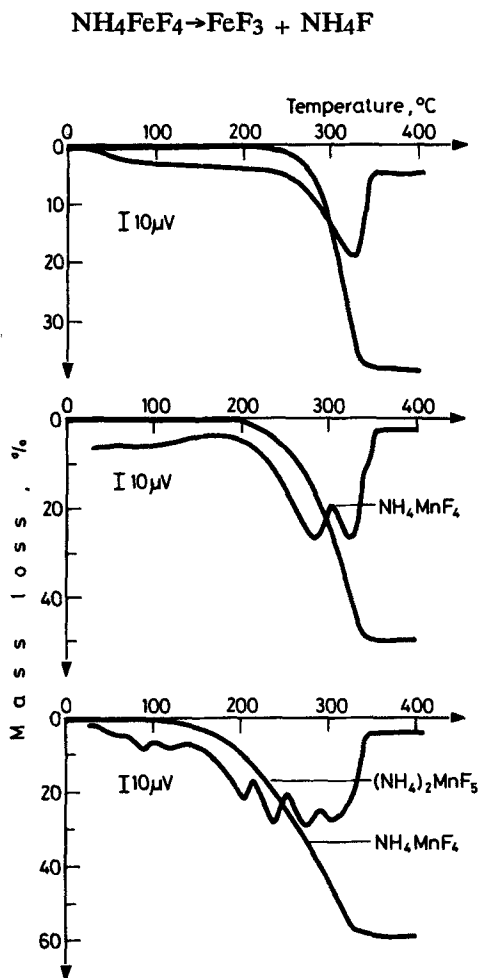


Fig. 3 TG and DTA curves of NH_4MnF_4 , $(\text{NH}_4)_2\text{MnF}_5$ and $(\text{NH}_4)_3\text{MF}_6$ in argon

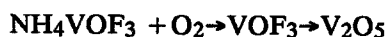
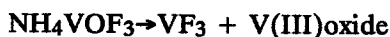
For $(\text{NH}_4)_3\text{MF}_6$ type of compounds the TG curves can obviously not be used to predict the reaction pathway. There are only isothermal measurements at low enough temperatures which can give the answer to these questions. There is no detailed analysis of decomposition enthalpies and/or activation energies which could give some explanation of the differences mentioned. Anyway, much higher stability of $(\text{NH}_4)_3\text{CrF}_6$ which causes the complex to decompose directly to CrF_3 can be explained by high crystal field stabilization energy for octahedral d^3 configuration. The exceptional

position of manganese compounds e.g. the occurrence of all possible intermediate phases and lower decomposition temperature of $(\text{NH}_4)_3\text{MnF}_6$ could probably be ascribed to Jahn-Teller effect.

Thermal decomposition of ammonium fluorooxovanadates(IV), $(\text{NH}_4)_3\text{VOF}_5$, $(\text{NH}_4)_2\text{VOF}_4$ and $(\text{NH}_4)_2\text{VOF}_4 \cdot \text{H}_2\text{O}$ has been studied in inert and in oxidative atmosphere [8] (Fig. 4). On the TG curves of these compounds the intermediate phases are indicated which were isolated in isothermal experiments. In both atmospheres the decomposition reactions are:



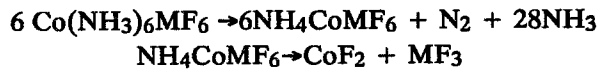
Further decomposition of NH_4VOF_3 depends on the atmosphere:



With bigger cations, such as NMe_4 or NEt_4 the following fluorooxovanadates(IV) have been prepared and studied by thermal analysis:

$[\text{NMe}_4]_2[\text{V}_2\text{O}_2\text{F}_6(\text{H}_2\text{O})_2]$, $[\text{NEt}_4]_2[\text{V}_2\text{O}_2\text{F}_6(\text{H}_2\text{O})_2]$, $[\text{NEt}_4][\text{V}_2\text{O}_2\text{F}_5(\text{H}_2\text{O})_3]$ [9, 10]. The only intermediate phases that could be isolated were anhydrous complexes. The final products were again impure VF_3 in an inert atmosphere and V_2O_5 in the air.

Classical amine complexes with anions other than fluoride belong to the compounds studied most extensively. $[\text{Co}(\text{NH}_3)_6]\text{X}_3$ where $X = \text{Cl}, \text{Br}, \text{I}$ decompose through several steps to give CoX_2 as a final product [11, 12]. For $X = \text{F}$ quite different intermediate phases were detected [13], namely $[\text{Co}(\text{NH}_3)_5\text{F}]\text{F}_2$, $[\text{Co}(\text{NH}_3)_4\text{F}_2]\text{F}$ and $[\text{Co}(\text{NH}_3)_3\text{F}_3]$. Thermal decomposition of $[\text{Co}(\text{NH}_3)_6]\text{MF}_6$ with $M = \text{Al}, \text{Ga}, \text{In}, \text{Sc}, \text{Ti}, \text{V}, \text{Cr}, \text{Mn}, \text{Fe}$ show also interesting stoichiometry [14]. The complexes $[\text{Co}(\text{NH}_3)_6]\text{MF}_6$ $M = \text{Sc}, \text{Mn}$ decompose directly to give mixtures $\text{CoF}_2 + \text{ScF}_3$ and $\text{CoF}_2 + \text{MnF}_2$ respectively. In the course of the decomposition only a mixture of initial complex and final fluorides could be identified. The compounds with $M = \text{Al}, \text{Ga}, \text{V}, \text{Cr}, \text{Fe}$ all decompose in two steps. The reactions are:



for $M = \text{Al, Ga, V, Cr}$ and

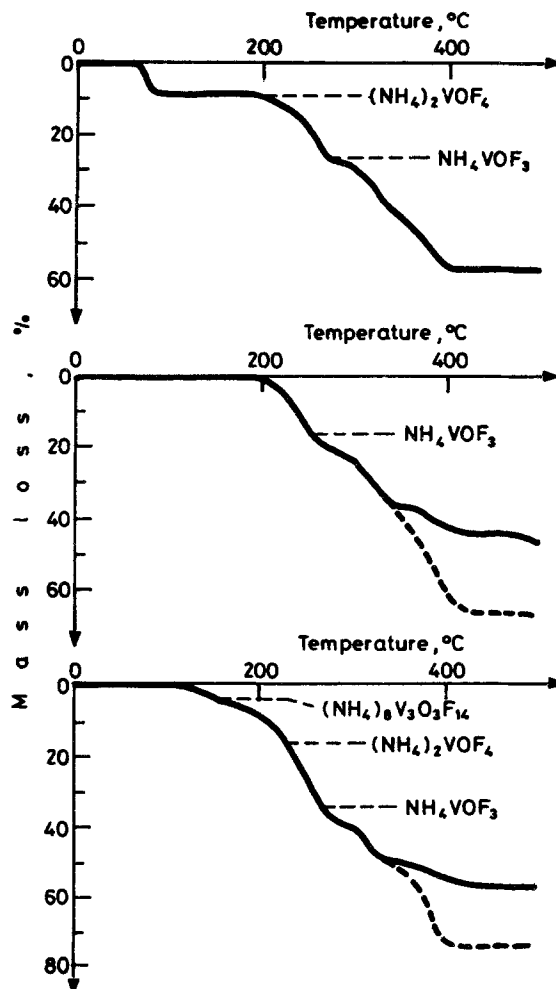
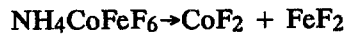


Fig. 4 TG curves of $(\text{NH}_4)_2\text{VOF}_4 \cdot \text{H}_2\text{O}$, $(\text{NH}_4)_2\text{VOF}_4$ and $(\text{NH}_4)_3\text{VOF}_5$ in argon (—) and in air (---)

In the first reaction Co(III) reduces to Co(II) to yield cubic intermediate phases which are isostructural to a series of compounds $M^I M^{II} M^{III} F_6$ already known for $M^I =$ alkali metals [15]. The cell parameters are summarized in Table 1.

Table 1 Cell parameters for NH_4CoMF_6 compounds

| Compound | a , Å |
|---------------|------------|
| NH_4CoAlF_6 | 10.052(2) |
| NH_4CoGaF_6 | 10.2702(5) |
| NH_4CoVF_6 | 10.387(1) |
| NH_4CoCrF_6 | 10.295(5) |
| NH_4CoFeF_6 | 10.4151(5) |

Further decomposition of NH_4CoMF_6 phases has the same pathway in all cases. The only exception is NH_4CoFeF_6 which yields a mixture of two divalent fluorides.

Thermal decomposition of $[Co(NH_3)_6]InF_6$ takes place in two stages with a mixture $CoF_2 + InF_3$ at the end of the reaction. No definite intermediate phase has been isolated.

One area of interest in coordination chemistry are also the hydrates, particularly the question whether the water molecules are coordinated to the metal ion or present as the lattice water. Anyway, it is an interesting question if the mode of bonding of water molecules can be determined by thermal analysis. The compounds of general formula $K_2MF_5H_2O$ belong to two structural types. For $M = Al, Mn$ [16, 17] the MF_6 octahedra share their trans vertices to form infinite anionic chains with water molecules between them. For $M = V, Cr, Fe, Ga$ the water molecules together with five fluorine atoms form isolated $MF_5(H_2O)$ octahedra [18, 19]. Comparison of DTA curves for the dehydration show that the reaction temperature can not be used to distinguish between the lattice and the coordination water [20]. Dehydration enthalpies for the compounds with coordination water however can be correlated with the crystal field stabilization energies for their high spin configurations.

References

- 1 P. K. Gallagher, "Thermal Analysis: Comparative Studies on Materials" (Ed. by H. Kambe and P. D. Garn) Kodansha Ltd., Tokyo 1974, p. 17.
- 2 P. Bukovec and J. Šiftar, *Thermochim. Acta*, 21 (1977) 117.

- 3 P. Bukovec and J. Šiftar, "Thermal Analysis, Vol. 2" (Ed. by H. G. Wiedemann) Birkhauser, Basel and Stuttgart (1972), p. 321.
- 4 D. H. Menz and U. Bentrup, *Z. Anorg. Allg. Chem.*, 576 (1989) 186.
- 5 P. Bukovec and J. Šiftar, *Monatsh. Chem.*, 105 (1974) 510.
- 6 P. Bukovec and J. Šiftar, *Monatsh. Chem.*, 108 (1977) 387.
- 7 D. B. Shinn, D. S. Crocket and H. H. Haendler, *Inorg. Chem.*, 5 (1966) 1927.
- 8 A. Demšar and P. Bukovec, *Thermochim. Acta*, 131 (1988) 133.
- 9 A. Demšar and P. Bukovec, *Thermochim. Acta*, 115 (1987) 249.
- 10 A. Demšar and P. Bukovec, *Thermochim. Acta*, 133 (1988) 247.
- 11 W. W. Wendlandt, *J. Inorg. Nucl. Chem.*, 25 (1963) 545.
- 12 W. W. Wendlandt and J. P. Smith, *J. Inorg. Nucl. Chem.*, 25 (1963) 1267.
- 13 Yu. N. Ševenko, *Zh. Neorg. Khim.*, 20 (1975) 406.
- 14 A. Demšar and P. Bukovec, *Thermochim. Acta*, 92 (1985) 665.
- 15 D. Babel, *Z. Anorg. Allg. Chem.*, 387 (1972) 161.
- 16 R. W. G. Wyckoff, *Crystal Structures*, Vol. 3, Interscience, New York 1965, p. 574.
- 17 A. J. Edwards, *J. Chem. Soc.*, (A), (1971) 2653.
- 18 A. J. Edwards, *J. Chem. Soc. Dalton*, (1972) 816.
- 19 P. Bukovec, B. Orel and J. Šiftar, *Monatsh. Chem.*, 105 (1974) 1299.
- 20 P. Bukovec and N. Bukovec, *Thermochim. Acta*, 92 (1985) 689.

Zusammenfassung — Mittels Thermoanalyse wurde eine Anzahl Fluorometallate untersucht, um die Stöchiometrie der Zersetzung zu ergründen und diejenigen Bedingungen festzustellen, unter denen stabile Intermediärphasen isoliert werden können. Die Zersetzungsreaktionen von Fluorovanadaten hängen von der Atmosphäre ab. Zersetzungstemperaturen oder -enthalpien für Ammoniumhexafluorometallate und Kaliumpentafluoroaquametallate können mit Kristallfeld-Stabilisierungsenergien korreliert werden.